

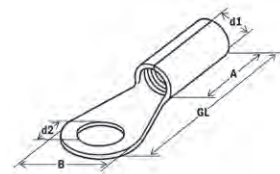
Crimp ring terminals without insulation DIN 46234

- Material: 99,9% electrolytic copper • Surface: tin-plated
- Ring type • For conductors, e.g. to VDE 0295 class 2,5,6
- Hard soldered in crimping area
- Grooved profile for improved contact characteristics



Cu

Art. no.	CSS	M	d2	d1	A	TL	B	kg/100	PU	
290619	0,5 - 1,0	2,5	2,6	1,95	5,2	17,25	8,0	0,056	100	
290620		3	3,2	1,95	5,2	17,25	8,0	0,055	100	
290621		3,5	3,7	1,95	5,2	17,25	8,0	0,039	100	
290622		4	4,2	1,95	5,2	16,65	8,0	0,065	100	
290624		5	5,2	1,95	5,2	17,25	8,0	0,082	100	
290623		6	6,2	1,95	5,2	18,5	10,0	0,091	100	
290625		8	8,2	1,95	5,2	25,0	14,0	0,121	100	
290617		10	10,5	1,95	5,2	25,0	14,0	0,178	100	
290626		1,5 - 2,5	3	3,2	2,45	5,2	17,25	8,0	0,065	100
290627			3,5	3,7	2,45	5,2	17,25	8,0	0,058	100
290628	4		4,2	2,45	5,2	17,25	8,0	0,076	100	
290630	5		5,2	2,45	5,2	20,0	10,0	0,097	100	
290632	6		6,2	2,45	5,2	22,0	11,0	0,110	100	
290634	8		8,2	2,45	5,2	26,8	15,0	0,132	100	
290635	10		10,5	2,45	5,2	26,8	15,0	0,138	100	
290636	4,0 - 6,0	4	4,2	3,5	6,5	18,7	8,0	0,131	100	
290637		3,5	3,7	3,5	6,5	18,7	8,0	0,058	100	
290646		5	5,3	3,6	6,0	15,0	10,0	0,157	100	
290648		6	6,5	3,6	6,0	16,0	11,0	0,166	100	
290650		8	8,4	3,6	6,0	19,0	14,0	0,214	100	
290652		10	10,5	3,6	6,0	21,0	18,0	0,281	100	
290654		12	13,0	3,6	6,0	21,0	18,0	0,219	100	
290656		10	5	5,3	4,5	8,0	16,0	10,0	0,216	100
290658	6		6,4	4,5	8,0	17,0	11,0	0,227	100	
290660	8		8,4	4,5	8,0	20,0	14,0	0,280	100	
290662	10		10,5	4,5	8,0	21,0	18,0	0,339	100	
290663	12	13,0	4,5	8,0	23,0	22,0	0,300	100		
290664	16	5	5,3	5,8	10,0	20,0	10,0	0,353	100	
290666		6	6,4	5,8	10,0	20,0	11,0	0,362	100	
290668		8	8,4	5,8	10,0	22,0	14,0	0,404	100	
290670		10	10,5	5,8	10,0	24,0	18,0	0,477	100	
290672		12	13,0	5,8	10,0	26,0	22,0	0,565	100	
290676	25	6	6,4	7,5	11,0	25,0	12,0	0,706	50	
290678		8	8,4	7,5	11,0	25,0	16,0	0,776	50	
290680		10	10,5	7,5	11,0	26,0	18,0	0,764	50	
290682		12	13,0	7,5	11,0	31,0	22,0	0,886	50	
290684	16	17,0	7,5	11,0	35,0	28,0	1,190	50		
290686	35	8	8,4	9,0	12,0	26,0	16,0	0,896	50	
290688		10	10,5	9,0	12,0	27,0	18,0	0,900	50	
290690		12	13,0	9,0	12,0	31,0	22,0	1,000	50	
290692		16	17,0	9,0	12,0	36,0	28,0	1,400	50	
290694	50	8	8,4	11,0	16,0	34,0	18,0	1,600	40	
290696		10	10,5	11,0	16,0	34,0	18,0	1,600	40	
290698		12	13,0	11,0	16,0	36,0	22,0	1,700	40	
290700		16	17,0	11,0	16,0	40,0	28,0	2,000	25	
290701	70	8	8,4	13,0	18,0	38,0	22,0	2,500	25	
290702		10	10,5	13,0	18,0	38,0	22,0	2,500	25	
290704		12	13,0	13,0	18,0	38,0	22,0	2,400	20	
290707	95	8	8,4	15,0	20,0	42,0	24,0	3,800	20	
290708		10	10,5	15,0	20,0	42,0	24,0	3,800	20	
290710		12	13,0	15,0	20,0	42,0	24,0	3,700	20	
290712		16	17,0	15,0	20,0	44,0	28,0	3,900	20	
290713	120	10	10,5	16,5	22,0	44,0	24,0	5,200	25	
290714		12	13,0	16,5	22,0	44,0	24,0	5,200	25	
290716		16	17,0	16,5	22,0	48,0	28,0	6,200	25	
290717		20	21,0	16,5	22,0	53,0	32,0	5,900	25	
290719	150	10	10,5	19,0	24,0	50,0	30,0	7,500	25	
290721		12	13,0	19,0	24,0	50,0	30,0	7,400	25	
290718		16	17,0	19,0	24,0	50,0	30,0	6,800	25	
290720	185	16	17,0	21,0	25,0	50,0	36,0	9,400	20	



Insulated crimp cable lugs

- Nylon-insulated • Material: 99,9% E-Cu • Surface: tin-plated
- Ring type • For conductors, e.g. to VDE 0295 class 2, 5, 6
- Hard soldered in crimping area • Grooved profile for improved contact characteristics
- Crimp direct with insulation



Art. no.	CSS	M	d2	d1	d4	A	TL	kg/100	PU
260902	10	5	5,3	4,5	8,0	16,5	24,5	0,283	100
260904		6	6,5	4,5	8,0	16,5	25,5	0,240	100
260906		8	8,4	4,5	8,0	16,5	28,5	0,200	100
260908		10	10,5	4,5	8,0	16,5	29,5	0,400	100
260910		12	13,0	4,5	8,0	16,5	31,5	0,420	100
260912	16	5	5,3	5,8	11,0	21,5	31,5	0,400	100
260914		6	6,5	5,8	11,0	21,5	31,5	0,400	100
260916		8	8,4	5,8	11,0	21,5	33,5	0,500	100
260918		10	10,5	5,8	11,0	21,5	35,5	0,600	100
260920		12	13,0	5,8	11,0	21,5	37,5	0,600	100
260922	25	5	5,3	7,5	13,0	24,0	38,0	0,800	100
260924		6	6,5	7,5	13,0	24,0	38,0	0,800	100
260926		8	8,4	7,5	13,0	24,0	38,0	0,900	100
260928		10	10,5	7,5	13,0	24,0	39,0	1,000	100
260930		12	13,0	7,5	13,0	24,0	44,0	1,100	100
260932		16	17,0	7,5	13,0	24,0	48,0	1,300	100
260934	35	6	6,5	9,0	14,5	27,0	41,0	1,100	100
260936		8	8,4	9,0	14,5	27,0	41,0	1,000	100
260938		10	10,5	9,0	14,0	27,0	42,0	1,000	100
260940		12	13,0	9,0	14,5	27,0	46,0	1,260	100
260942		16	17,0	9,0	14,5	27,0	51,0	1,550	100
260944	50	6	6,5	11,0	16,5	29,5	47,5	3,300	50
260946		8	8,4	11,0	16,5	29,5	47,5	3,300	50
260948		10	10,5	11,0	16,5	29,5	47,5	3,200	50
260950		12	13,0	11,0	16,5	29,5	49,5	3,600	50
260952		16	17,0	11,0	16,5	29,5	53,5	4,200	50
260954	70	6	6,5	13,0	18,7	31,5	51,0	5,200	50
260956		8	8,4	13,0	18,7	31,5	51,0	5,000	50
260960		12	13,0	13,0	18,7	31,5	51,0	5,000	50
260962		16	17,0	13,0	18,7	31,5	55,0	5,400	50
260964	95	8	8,4	15,0	21,7	35,5	57,5	8,000	50
260966		10	10,5	15,0	21,7	35,5	57,5	8,200	50
260968		12	13,0	15,0	21,7	35,5	57,5	7,800	50
260970		16	17,0	15,0	21,7	35,5	59,5	8,200	50
260972	120	8	8,4	16,5	24,2	40,0	62,0	10,600	25
260974		10	10,5	16,5	24,2	40,0	62,0	11,200	25
260976		12	13,0	16,5	24,2	40,0	62,0	10,800	25
260978		16	17,0	16,5	24,2	40,0	66,0	11,600	25
260980	150	10	10,5	19,0	27,2	44,0	70,0	16,800	25
260982		12	13,0	19,0	27,2	44,0	70,0	16,800	25
260984		16	17,0	19,0	27,2	44,0	70,0	16,800	25

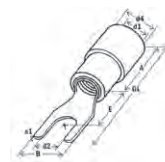


Solderless terminals for meter connection

- Nylon-insulated • Material: 99,9% E-Cu • Surface: tin-plated
- Fork type • For conductors, e.g. to VDE 0295 class 2, 5, 6
- Hard soldered in crimping area • Grooved profile for improved contact characteristics
- Crimp direct with insulation



Art. no.	CSS	M	kg/100	PU
260858	10	5	0,302	100
260860		6	0,320	100
260862	16	5	0,584	100
260863		8	0,630	100



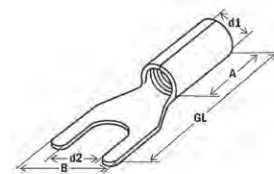
Fork terminals without insulation

- Material: 99,9% E-Cu • Surface: tin-plated
- Fork type • For conductors, e.g. to VDE 0295 class 2, 5, 6
- Hard soldered in crimping area
- Grooved profile for improved contact characteristics



Cu

Art. no.	CSS	M	d2	d1	A	TL	B	kg/100	PU
290730	0,5 - 1,0	3	3,2	1,95	5,2	14,6	5,6	0,076	100
290731		3,5	3,7	1,95	5,2	14,9	6,5	0,077	100
290732		4	4,2	1,95	5,2	15,0	6,4	0,058	100
290734		5	5,2	1,95	5,2	16,25	8,0	0,086	100
290735		6	6,2	1,95	5,2	17,5	9,2	0,087	100
290736	1,5 - 2,5	3	3,2	2,45	5,2	17,25	5,6	0,088	100
290739		3,5	3,7	2,45	5,2	14,3	6,6	0,083	100
290738		4	4,2	2,45	5,2	14,3	6,6	0,082	100
290740		5	5,2	2,45	5,2	19,25	9,1	0,095	100
290742	6	6,2	2,45	5,2	21,0	10,0	0,120	100	
290744	4,0 - 6,0	4	4,2	3,5	6,5	18,6	8,0	0,152	100
290746		5	5,2	3,5	6,5	21,1	9,0	0,176	100
290748		6	6,2	3,5	6,5	22,3	11,0	0,161	100
290750		8	8,2	3,5	6,5	27,3	15,2	0,252	100
290751		10	10,5	3,5	6,5	30,2	19,0	0,319	100
290752	10	5	5,2	4,7	8,5	20,8	9,0	0,248	100
290754		6	6,4	4,7	8,5	20,8	10,3	0,260	100
290756	16	6	6,4	5,8	10,5	25,5	11,0	0,513	100



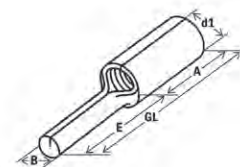
Pin terminals without insulation DIN 46230

- Material: 99,9% E-Cu • Surface: tin-plated
- Pin type • For conductors, e.g. to VDE 0295 class 2, 5, 6
- Hard soldered in crimping area
- Grooved profile for improved contact characteristics



Cu

Art. no.	CSS	d1	A	TL	E	B	kg/100	PU
290770	0,5 - 1,0	1,85	5,0	17,3	12,0	1,8	0,083	100
290771		1,85	5,0	17,3	9,0	1,8	0,078	100
290773	1,5 - 2,5	2,4	5,0	17,3	9,0	1,8	0,065	100
290775		2,4	5,0	17,3	9,0	1,8	0,058	100
290777	4,0 - 6,0	3,6	6,0	24,5	12,5	2,6	0,157	100
290776	10	4,5	8,5	20,5	14,0	4,0	0,300	100
290778	16	5,8	10,5	26,5	14,0	4,5	0,411	100
290780	25	7,0	14,0	33,0	15,0	7,0	0,600	100
290782	35	8,2	16,0	40,0	20,0	8,0	1,238	100
290784	50	9,5	19,0	45,0	20,0	9,5	1,800	100
290786	70	11,2	24,0	55,0	25,0	11,5	3,053	50
290788	95	13,59	24,0	55,0	25,0	13,5	4,100	50



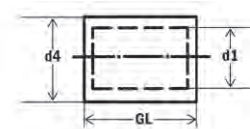
Parallel connectors DIN 46341 part 1, type A

- Material: 99,9% electrolytic copper • Surface: tin-plated
- For connecting different conductor cross-sections
- Hard soldered in crimping area
- Grooved profile for improved contact characteristics



Cu

Art. no.	CSS	d1	d4	TL	kg/100		PU
291090	0,5 - 1,0	1,6	3,3	7	0,064	2000	100
291092	1,5 - 2,5	2,3	4,2	7	0,070	2000	100
291096	4 - 6	3,6	5,5	7	0,090	1800	100
291098	10	4,5	7,0	9	0,165	2000	100
291100	16	5,5	8,5	10	0,274	1000	100
291102	25	7,0	10,0	13	0,500	600	100
291104	35	8,5	12,0	16	0,800	300	50
291106	50	10,0	14,0	19	1,200	300	50
291108	70	12,0	16,5	19	1,600	200	50
291110	95	13,5	18,0	20	2,400	150	25
291112	120	15,0	19,5	22	3,500	100	25
291114	150	16,5	21,0	26	3,000	80	20



Solderless butt connectors DIN 46341 part 1, type B

- Material: 99.9% electrolytic copper
- Surface: tin-plated • annealing for easier crimping
- For stranded conductors e.g. VDE 0295 class 2, 5, 6
- With buttmarks for precise cable insertion



Cu

Art. no.	CSS	d1	d4	TL	kg/100		PU
291119	0,5 - 1,0	1,6	3,3	15	0,200	2000	100
291120	1,5 - 2,5	2,3	4,2	15	0,127	2000	100
291124	4 - 6	3,6	5,5	15	0,200	2000	100
291126	10	4,5	7,0	21	0,300	800	100
291128	16	5,5	8,5	26	0,600	500	50
291130	25	7,0	10,0	29	1,100	400	50
291132	35	8,5	12,0	32	1,500	150	25
291134	50	10,0	14,0	48	2,300	150	25
291136	70	12,0	16,5	48	3,400	100	25
291138	95	13,5	18,0	48	5,800	50	25
291140	120	15,0	19,5	48	8,500	50	25
291142	150	16,5	21,0	48	11,100	40	20

